

















Longton and District Motor Club Ltd Official Entry List  
Pre-Hibernation Sprint Weekend - 21st October 2007 International GP Circuit 2.1Miles

No	Surname	PRACTICE RUNS		COMPETITION TIMES						Fastest	Class	O-all			
		I/	RUN 1	RUN 2	RUN 1	RUN 2	RUN 3	RUN 4	RUN 5	RUN 6	Time	Rank	Rank		
<b>Class 1A Road Modified Saloon &amp; Sports Cars up to 1400cc (excluding Kit, Replica and Spaceframed cars )</b>															
711	Ed		Gilowski	124.37	117.19	116.28	118.47	118.91	115.46	116.03	114.01	114.01		3	29
11	Martin		Rowe	111.93	108.06	109.41	107.38	107.40	107.62	106.96	107.74	106.96		2	24
12	Craig		Lawton	107.51	105.51	106.22	104.67	106.09	103.94	retired		103.94		1	22
15	Simon		Webster	withdrawn									#VALUE!	#VALUE!	
<b>Class 1B Road Modifield Saloon &amp; Sports Cars 1401cc and up to 2000cc (excluding Kit, Replica &amp; Spaceframed cars)</b>															
14	Fraser		Halliwell	116.33	112.64	112.62	112.63	110.54	112.18	110.78	111.35	110.54		2	26
18	Andrew		Hinks	119.76	114.78	115.72	113.16	113.18	113.05	113.15	113.65	113.05		3	28
19	Steve		Price	117.49	115.59	115.31	115.12	115.53	114.84	115.09	114.10	114.10		4	30
20	Stuart		Tranter	114.19	113.33	112.20	125.23	111.55	111.27	110.26	111.06	110.26		1	25
<b>Class 1C Road Modifield Saloon &amp; Sports Cars over 2001cc (excluding Kit, Replica and Spaceframed cars)</b>															
21	Mark		Wallwork	105.01	103.43	100.11	102.11	101.60	102.15	101.51	100.28	100.11		2	20
22	Roger		Moran	101.5	99.67	99.88	99.42	100.24	98.63	99.43	98.14	98.14		1	14
<b>Class 2A Road Modified Kit, Replica &amp; Spaceframed Cars with car derived engines up to 1700cc</b>															
24	Robbie		Birrell	102.92	100.71	101.60	110.95	100.81	100.40	100.94	100.06	100.06		2	18
25	Bryan		Hartshorne	122.78	118.13	118.78	116.59	112.78	113.96	117.54		112.78		4	27
26	John		Loudon	100.38	109.99	99.37	99.99	98.88	100.23	98.74	98.20	98.20		1	15
27	George		Hardman	108.64	107.02	105.81	106.74	106.19	107.38	105.58	105.18	105.18		3	23
<b>Class 2B Road Modifield Kit, Replica &amp; Spaceframed Cars with car derived engines over 1701cc</b>															
29	Geoff		Ward	104.01	103.02	103.33	103.50	103.06	102.87	102.92	101.49	101.49		1	21
30	Sean		Bourn	121.35	117.86	116.57	117.64	119.71	115.38	116.26	114.63	114.63		2	31
31	David		Williams	136.64	133.87	135.18	132.16	128.33	126.05	133.32	132.55	126.05		3	32
<b>Class 3B Modified Production Cars 1401cc to 2000cc ( excluding Kit, Replica &amp; Spaceframed Cars)</b>															
33	Keith		Webster	withdrawn									#VALUE!	#VALUE!	
34	Richard		Ward	withdrawn									#VALUE!	#VALUE!	

No	Surname	I/	PRACTICE RUNS		COMPETITION TIMES						Fastest Time	Class Rank	O-all Rank
			RUN 1	RUN 2	RUN 1	RUN 2	RUN 3	RUN 4	RUN 5	RUN 6			
<b>Class 3C Modified Production Cars over 2001cc ( excluding Kit, Replica &amp; Spaceframed Cars)</b>													
37	Colin	Belton	96.67	97.19	95.71	94.77	95.59	94.37	94.49	98.06	94.37	1	6
<b>Class 3E Modified Production Kit, Replica &amp; Spaceframed Cars with car deived engines over 1801cc</b>													
740	Russell	Thorpe	110.61	100.29	102.22	97.11	99.14	99.69	108.20	97.55	97.11	3	10
40	Roger	Fish	99.57	96.54	97.36	95.39	97.46	97.10	95.67	95.75	95.39	1	8
41	Kurt	Ramsden	101.1	98.66	98.45	98.27	97.92	105.84	97.58	97.06	97.06	2	9
28	Martin	Rose	103.13	100.4	99.12	100.32	100.45	98.91	retired	98.91	98.91	4	16
<b>Class 3F Modified Production Kit replica and spaceframed cars with motor cycle derived engines</b>													
44	Davey	Pearson	103.78	101.48	100.19	98.98	99.13	98.05	97.84	99.24	97.84	1	12
45	Malcolm	Mckay	102.14	100.97	99.37	101.47	98.4	104.88	99.24	97.91	97.91	2	13
46	Chris	Boyd	withdrawn								#VALUE!	#VALUE!	
<b>Class 4A Sports Libre Cars up to 1700cc and Hillclimb Supersports Cars</b>													
735	Paul	Ellis	124.95	129.11	139.81	withdrawn					139.81	4	33
35	Thomas	Ellis	133.35	128.74			139.83	retired			139.83	5	34
748	Stuart	Nelson	91.9	90.34	99.85	89.59	90.6	90.86	90.4	91.79	89.59	1	3
48	Peter	Nelson	97.66	116.36	96.23	95.89	95.37	95.62	94	94.69	94.00	2	5
49	Paul	Bowness	98.43	97.31	96.99	108.11	96.1	94.93	95.04		94.93	3	7
<b>Class 5A Racing Cars up to 1100cc</b>													
51	Alan	Wood	95.84			95.6	94.82	93.46	93.82	93.72	93.46	1	4
<b>Class 5 B F/F Racing Cars 1600cc pre 1996</b>													
<i>Record Mark Moran 46.51 Van Diemen RF89 07/05</i>													
754	Jonathan	Cawley	107.31	104.65	103.14	101.97	102.20	100.53	100.06	102.35	100.06	3	18
54	Stephen	Cawley	104.87	102.4	100.95	101.78	101.27	100.63	100.07	99.69	99.69	2	17
55	Frazer	Graham	101.75	97.08	97.58		98.32	97.11	retired		97.11	1	10
56	Andrew	Thorpe	withdrawn								#VALUE!	#VALUE!	
<b>Class 5C Racing Cars over 1101cc up to 1600cc</b>													
59	Glyn	Sketchley	withdrawn								#VALUE!	#VALUE!	
<b>Class 5D Racing Cars over 1601cc up to 2000cc</b>													
761	Roy	Dawson	withdrawn								#VALUE!	#VALUE!	
61	Andrew	Platt	85.9	82.35	81.68	80.78	80.43	79.89	79.48		79.48	1	1
<b>Class 5E Racing Cars over 2001cc</b>													
<i>Record Roger Kilty 39.63 Pilbeam MP 47 3500cc 6/98</i>													
764	Phil	Lynch	86.89	83.87		86.39	85.04	103.98	84.61	83.72	83.72	1	2
64	John	Payne	withdrawn								#VALUE!	#VALUE!	

No	Surname	I/	PRACTICE RUNS		COMPETITION TIMES						Fastest	Class	O-all	
			RUN 1	RUN 2	RUN 1	RUN 2	RUN 3	RUN 4	RUN 5	RUN 6	Time	Rank	Rank	

No	Surname	I/	PRACTICE RUNS		COMPETITION TIMES						Fastest	Class	O-all
			RUN 1	RUN 2	RUN 1	RUN 2	RUN 3	RUN 4	RUN 5	RUN 6	Time	Rank	Rank

